

ORDERING IMAGES[®] LOCK

A VARIETY OF EASY ORDERING OPTIONS FOR YOUR CONVENIENCE:



HANDLESETS

- > Handlesets packaged with a pre-selected interior knob/lever and rose/escutcheon.
- > Packed complete, one part number provides everything you need!
- > Simplified pricing grids for an easy-order solution.
- > For other Knob/Lever choices or Split Finishes, use the Models and Options Program.
- > See pages 33.



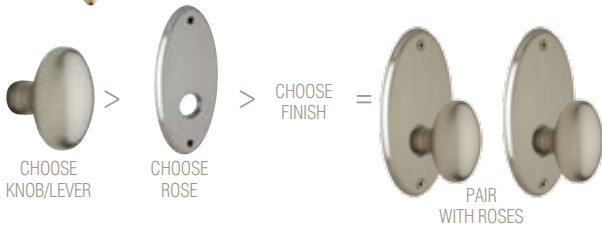
KNOB/LEVER SETS

- > Knobs/Levers packaged with a pre-selected rose.
- > Packed complete, one part number provides everything you need!
- > Simplified pricing grids for an easy-order solution.
- > For other Rose choices or Split Finishes, use the Models and Options Program.
- > See pages 11.



MODELS AND OPTIONS PROGRAM

- > Build the lock any way you like.
- > Handlesets with a different interior Knob/Lever.
- > Knob/Lever Sets with a different Rose.
- > Knob/Lever Sets with a different interior Knob/Lever style.
- > **Only program for Split Finishes.**
- > Use the instructions on page 64.



DECORATIVE ROSES PROGRAM

- > Pair your choice of Knob/Lever and Rose/Escutcheon.
- > 3 Rose sizes, 3", 5" and 10".
- > Simple, three-part ordering – start with our base Knob/Lever part number, but substitute your choice of alternate rose options.
- > Packed complete with appropriate latch/strike.
- > See page 20 for full details and pricing.
- > For even easier ordering, see popular combinations on pages 24-27.



KNOB/LEVER SETS, MINUS ROSES

- > For on-site mixing and matching.
- > One part number for Knob/Lever packed with installation components, order Roses separately.
- > Simplified pricing grids for an easy-order solution.



ROSES, SEPARATE

- > Order roses/escutcheons separately in various sizes.
- > Pair them with your choice of compatible Images knobs and levers for a custom design.
- > See pages 24-27.


ORDERING IMAGES[®] LOCK

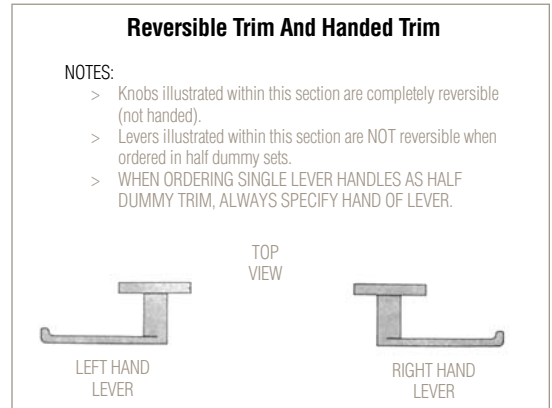
STANDARD PRODUCTS

All Baldwin product numbers have a minimum of seven (7) digits. The first four (4) digits indicate the product, e.g. 5205 is a classic knob. The next three (3) digits indicate the finish, e.g. 030 is Polished Brass. Therefore, 5205.030 indicates a classic knob in Polished Brass finish. In addition to the seven (7) base numbers, a suffix of from one (1) to four (4) digits or letters are used. These characters are placed to the right of the finish; e.g. 5205.030.ENTR indicates a classic knob in Polished Brass finish, entrance function.

LIST OF SPECIFICATION/FUNCTION CODE SYMBOLS

A.	Lock Trim	
	-ENTR	Complete trim set prepared for use with an entrance function lock
	-RENT	Complete trim set prepared for use with an entrance function lock on a right-handed door
	-LENT	Complete trim set prepared for use with an entrance function lock on a left-handed door
	-DBLC	Complete trim set prepared for use with a double cylinder function lock
	-PASS	Complete trim set prepared for use with a passage function lock
	-PRIV	Complete trim set prepared for use with a privacy function lock
	-FD	Complete trim set prepared for use on inactive door (Full Dummy-FD)
	-IDM	Complete knob trim set prepared for use on one side of a door (half dummy)
	-RDM	Complete lever trim set prepared for use on one side of a right-handed door (half dummy)
	-LDM	Complete lever trim set prepared for use on one side of a left-handed door (half dummy)

B.	Example Part Number			
	ITEM NO. XXXX.XXX.XXXX			
				
	<table border="0"> <tr> <td>BASE ITEM NO.</td> <td>FINISH</td> <td>SPECIFICATION/FUNCTION CODE</td> </tr> </table>	BASE ITEM NO.	FINISH	SPECIFICATION/FUNCTION CODE
BASE ITEM NO.	FINISH	SPECIFICATION/FUNCTION CODE		



ORDERING INSTRUCTIONS/FINISH SYMBOLS FOR ALL BALDWIN PRODUCTS

Note: Please specify finish in item number (replace xxx) when ordering. Stock finishes have prices listed. DWO indicates discontinued when out of stock. NA = not available.

FORMAT:

1. specify product number and finish.
2. indicate keying information when required.
3. use the models & options worksheet as a guideline when ordering split finish or mixing styles.

EXAMPLES:

ENTRANCE HANDLESETS – ADJUSTABLE BACKSET

Example 1: Sectional Entrance lock set
85315.xxx.ENTR Logan – Single cylinder entrance lock set with Classic interior knob, contractor packaging

Example 2: Emergency Egress lock set
85355.xxx.LENT Stonegate – Single cylinder entrance lock set with Classic interior lever for left hand door, contractor packaging

Example 3: Full Dummy Trim set
85327.xxx.FD Bethpage – Full dummy trim set with Bethpage interior knob, contractor packaging

KEYED ENTRY LOCK SETS – ADJUSTABLE BACKSET

Example 1: Keyed knob entry set
5225.XXX.ENTR Egg Knob – Emergency exit, 1-3/8 - 1 3/4" door thickness, contractor packaging

Example 2: Keyed lever entry set
5259.XXX.RENT Wave Lever - Standard exit, 1-7/8 to 2 1/4" door thickness, contractor packaging

Example 3: Keyed Knob entry set, keyed 4 alike
5210.XXX.KAS4 Colonial Knob – Emergency exit, 1-3/8 - 13/4" door thickness, keyed 4 alike, contractor packaging

INTERIOR LATCH SETS – FIXED BACKSET

Example 1: Passage lever latch set
5440.XXX.PASS Colonial Lever – Passage function, 2-3/8" backset, contractor packaging

Example 2: Privacy knob latch set
5421.XXX.PRIV Tahoe Knob – Privacy function, 2-3/4" backset, contractor packaging

Example 3: Full dummy trim set
5485.XXX.FD Soho Lever – Full dummy function, contractor packaging

LOW PROFILE DEADBOLTS – ADJUSTABLE BACKSET

Example 1: Single cylinder deadbolt
8231.xxx Traditional single cylinder deadbolt, contractor packaging

Example 2: Double cylinder deadbolt
8238.xxx Bethpage double cylinder deadbolt, contractor packaging

Example 3: Single cylinder deadbolt – keyed alike
8285.xxx.KAS4 Soho single cylinder deadbolt, keyed 4 alike, contractor packaging